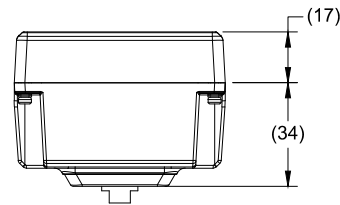
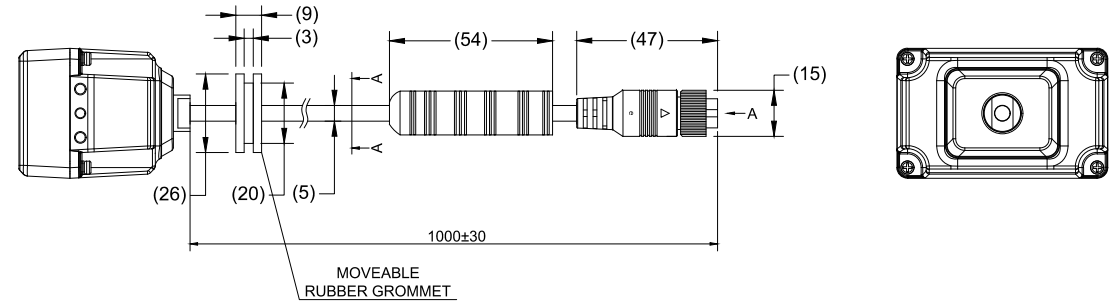
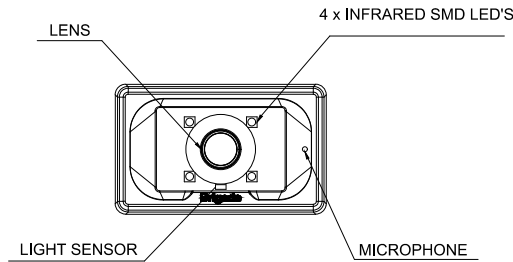
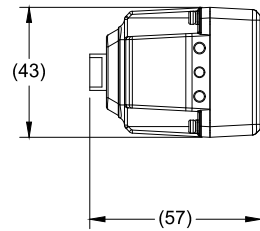
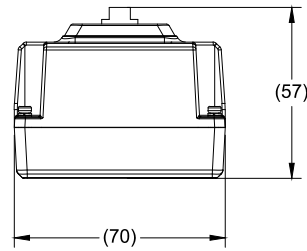


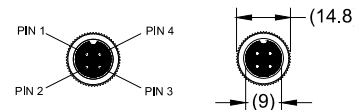
Revision Notes.				
R1 -				
APA: -	Drawn:-	Checked:-	Approved:-	Date: -

TABLE 1: CAMERA ONLY OPTIONS

PART NO.	MODEL NO.	DESCRIPTION
8416	VBV-8100C-C	SELECT CAMERA, AUDIO, HD 1080P 25FPS (KR) - CAMERA ONLY
8417	VBV-8101C-C	SELECT CAMERA, AUDIO, HD 1080P 30FPS (KR) - CAMERA ONLY



VIEW A

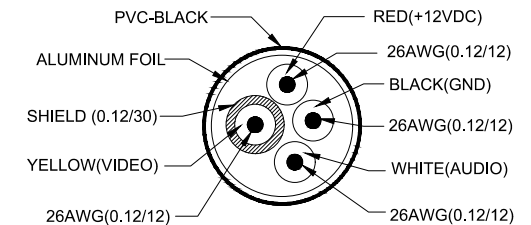


4 PIN AVIATION FEMALE MATING FACE

PIN #	WIRE COLOUR	DESCRIPTION
1	RED	+12V
2	BLACK	GND
3	WHITE	AUDIO
4	YELLOW	VIDEO

VIEW A-A

CABLE BUILDUP



- NOTES:
- REFER TO THE PRODUCT SPECIFICATION FOR DETAILED SPECIFICATIONS.
 - FOR LABEL AND PACKAGING DETAILS REFER TO MASTER BOM.
 - FIRMWARE TO BE INSTALLED FROM FACTORY FOR THE VBV-8100C / VBV-8101C: MG_M23DPS-XXX_REV1.0(240723) / MG_M23DNS-XXX_REV1.0(240723).
 - ANY CUSTOMER MODIFICATION OF THIS PRODUCT CAUSING SUBSEQUENT FAILURE IS NOT A LIABILITY OF BRIGADE ELECTRONICS PLC.

Sheet 1 of 1	Assembly Pl Approval T. CHOI	Approved by S. LAWAL	Checked by E. MATHEW	Drawn by J. YU
Customer Approval N/A	Angle of Projection Third Angle	Units mm	Scale N/A	Released 28/11/25
Status RELEASED		Assembly Ref -		
Part No SEE TABLE 1		VBV-810XC-C		
		BE-005109-00-25		

PROPRIETARY NOTICE
THIS DESIGN AND TECHNICAL INFORMATION APPEARING ON THIS DRAWING IS THE PROPERTY OF BRIGADE ELECTRONICS, AND IS DISCLOSED IN CONFIDENCE. IT IS NOT TO BE COPIED, REPRODUCED, REVEALED TO OR EXPROPRIATED BY OTHERS, EITHER IN WHOLE OR IN PART WITHOUT THE EXPRESS WRITTEN CONSENT OF BRIGADE ELECTRONICS.

